

North Carolina State Interoperability Executive Committee



VIPER Statewide Required Template

Standard Operating Guideline

March 2023

Table of Contents

Introduction	3
Template Overview	4
Programming Authority.....	4
Basic Usage Guidelines	4
Timeframes	5
Template Zone and Talkgroup Guidelines	5
State Event Talkgroups	6
DPR Talkgroups	8
North Carolina Emergency Management Talkgroups	10
Air Operations Talkgroups.....	14
North Carolina State Highway Patrol Troop Mutual Aid and Common Talkgroups	16
National Interoperability Field Operations Guide (NIFOG) channels	18
Law Enforcement Interoperability Talkgroups	19
Retirement of VIPER Talkgroups	20
Technical Programming Information.....	21
DPR Crosswalk Chart	24
Emergency Button Usage	24
Scanning	24
Talkgroup Site Access.....	25
Talkgroup Recording	25
Appendix 1 - SIEC Subcommittee Membership	26
Appendix 2 – Change Log.....	27

Introduction

The North Carolina Voice Interoperability Plan for Emergency Responders (VIPER) is North Carolina's statewide mission-critical radio system that is comprised of over 235 sites that span the entire length of the state. The Legislative Criminal Justice Information Network (CJIN) Report identifies the State Highway Patrol (NCSHP) as the managing agency for the statewide 800 MHz P25 Land Mobile Radio (LMR) mission-critical voice system¹. Therefore, the VIPER system is managed, maintained, and administered by the NCSHP Technical Services Unit (TSU). The VIPER system currently has over 160,000 end users and there is no charge for using the system.

The VIPER system is used by agencies and entities at the local, state, and federal level to provide both operable and interoperable voice communications for public safety. The VIPER system is used as a means to facilitate day-to-day activities (i.e. dispatch and response) or as a means to assist with interagency, interdisciplinary public safety activities. The VIPER system is the recognized statewide platform for interoperable radio communications. There is no mandate that public safety agencies use the VIPER system, but it is highly recommended that an agency with capability, become end users of the system.

The State Interoperability Executive Committee (SIEC) is a multi-agency, multi-jurisdictional, and multi-discipline sub-committee of the State Emergency Response Commission (SERC). The SIEC, with partnership from NCSHP TSU, enabled the development of this new template, which encompasses the needs of stakeholders and identifies known talkgroup gaps across the state. As a result, the radio template identified in this document was compiled, assessed, and debated in the SIEC Standard Operating Procedures (SOP) committee and later approved by the SIEC.

The NCSHP TSU requires that all end users on the VIPER system have the talkgroups and zones outlined in this document. This document, which has been approved by the SIEC, serves as a means to assist with the implementation and usage of the 2020 VIPER required template. This document clarifies some of the details about the required template though none of the technical details have changed.

¹ This information obtained from the 2018 version of the North Carolina Strategic Communications Interoperability Plan (SCIP). This plan was revised in 2021 and is scheduled for revision in 2024.

Template Overview

The required template consists of 14 zones. These zones contain a mix of old talkgroups, new talkgroups, conventional channels, and a zone that is required only by law enforcement. These zones are listed below and will be further explained on a more granular level in this document.

- State Event zones
- Domestic Preparedness Region (DPR) zones
- NCEM zone
- Air Operations zone
- NCSHP zone
- Conventional zone(s)
- Law enforcement interoperability zone (Law enforcement only)

Each zone will have unique talkgroup usage, assignment, and in some cases, geographic requirements. It is important that users follow the appropriate request process to obtain permission to use those talkgroups that are incident-based.

This required template is meant to be an addition to a public safety agency's day-to-day operational radio template and by no means restricts what a radio owner can or cannot put in their radio.

Programming Authority

The authority to program the talkgroups contained in this document is granted by the NCSHP TSU via the issuance of an advanced system key (ASK). It is vital that the talkgroups follow the exact naming convention that is identified in this document and the radios are programmed as such. This will ensure that users can easily locate talkgroups when operating in a multi-agency, multi-jurisdictional event or incident.

The programming of local VIPER talkgroups, outside of your agency, is allowable based on permission levels granted by the talkgroup custodian. For example: If Moore County would like to program Randolph County's dispatch and operations talkgroups into their radios, Randolph County would need to authorize that action.

Basic Usage Guidelines

When operating on a talkgroup contained in this document, the preferred method of radio broadcast format will be "Recipient from Sender." VIPER users are reminded that the system covers multiple jurisdictions and hundreds of agencies. Specifics regarding unit identities are important when operating on multi-discipline, multi-jurisdictional incidents or events. An example of proper usage would be:

"Charlotte Engine 12 from NCEM AC13."

"State EOC from SHP H540."

When broadcasting on certain talkgroups (calling, landing zone, mutual aid, etc.), it is important to include three important pieces of information in order to draw focus to your radio traffic.

1. Entity that you are calling.
2. Your agency and radio designator.
3. The talkgroup you are calling on.

For example:

“Carteret County 911, Carteret County 911...this is Wake County Sheriff Unit 311 on Statewide Call.”

“MedCenter AIR, MedCenter AIR...this is Lincoln County EMS2 on LZ-Piedmont1.”

Further basic usage guidelines for specific talkgroups are included in the zone breakdowns below.

Timeframes

The programming of this template should take place immediately upon receiving the template information. Every effort should be made to include this required template in agency radios when the opportunity allows (new purchase, existing template changes, radio upgrades, etc.). The new talkgroups identified in this template are active on the VIPER system.

It is understood that there will be a period of time for which there will be a statewide mixture of radios that contain the old template and the new template. Every effort should be taken to properly coordinate talkgroup usage with those participating in an incident or event. This can take place via the following methods:

- Using older talkgroups where available and as authorized
- Consulting the authorizing entity as noted below
- Consulting a communications subject matter expert (SME) such as:
 - Radio system technician/Radio shop personnel
 - Communications Unit Leader (COML)
 - Agency communications coordinator

The current timeline for the disconnection of the talkgroups contained in the old template that are not included in the new template is February of 2022. There is further information contained in this document and additional information will be disseminated by the SIEC in accordance with NCSHP TSU guidance.

Template Zone and Talkgroup Guidelines

*Programming information found at the back of this document

State Event Talkgroups

The state event talkgroups are established as follows:

<i>ZONE</i>	<i>NAME</i> EVT A-D	<i>NAME</i> EVT E-H	<i>NAME</i> EVT I-L	<i>NAME</i> EVT M-P	<i>NAME</i> EVT Q-T
<i>Position</i>	<i>NAME</i>	<i>NAME</i>	<i>NAME</i>	<i>NAME</i>	<i>NAME</i>
1	ALPHA1	ECHO1	INDIA1	MIKE1	QUEBEC1
2	ALPHA2	ECHO2	INDIA2	MIKE2	QUEBEC2
3	ALPHA3	ECHO3	INDIA3	MIKE3	QUEBEC3
4	ALPHA4	ECHO4	INDIA4	MIKE4	QUEBEC4
5	BRAVO1	FXTRT1	JULIET1	NOVEMBR1	ROMEO1
6	BRAVO2	FXTRT2	JULIET2	NOVEMBR2	ROMEO2
7	BRAVO3	FXTRT3	JULIET3	NOVEMBR3	ROMEO3
8	BRAVO4	FXTRT4	JULIET4	NOVEMBR4	ROMEO4
9	CHRLY1	GOLF1	KILO1	OSCAR1	SIERRA1
10	CHRLY2	GOLF2	KILO2	OSCAR2	SIERRA2
11	CHRLY3	GOLF3	KILO3	OSCAR3	SIERRA3
12	CHRLY4	GOLF4	KILO4	OSCAR4	SIERRA4
13	DELTA1	HOTEL1	LIMA1	PAPA1	TANGO1
14	DELTA2	HOTEL2	LIMA2	PAPA2	TANGO2
15	DELTA3	HOTEL3	LIMA3	PAPA3	TANGO3
16	DELTA4	HOTEL4	LIMA4	PAPA4	TANGO4

The statewide event talkgroups serve as a means for all VIPER users to have a method to direct radio traffic in the event of a multi-agency response that exceeds the scope of a normal occurrence or covers a larger than normal geographic area. Statewide event talkgroups are assigned on an as-needed basis and **not** permanently assigned to any agency or jurisdiction. All radio traffic passed on the state event talkgroups is “in the clear” and presumed to be monitored by members of the public.

Coordinating agency:

North Carolina Emergency Management (NCEM) 24Hr Watch
NCEOC@ncdps.gov // (800)858-0368

Request process: VIPER users may contact the NCEM 24Hr Watch via telephone, email, or via the EM-EOC talkgroup. Talkgroups will be assigned based on certain criteria which includes, but is not limited to:

- Statewide incident status
- Statewide special event status
- Geographic proximity to other incidents/events
- Validation of need
- Whether the state event talkgroup will need to be monitored for accountability

NOTE – NCEM 24Hr Watch might recommend requesting a DPR talkgroup if appropriate.



Requestor Information: The requestor will be required to provide the following information:

- Agency name
- Point of Contact (POC) First and Last Name
- POC contact information, should the talkgroup become compromised, interference is encountered, or the talkgroup needs to be retracted
- POC email address
- Duration of usage – From, To
- Event type – Incident, Event, Exercise, Training
- Brief explanation of the situation regarding the event type

In an effort to responsibly use these talkgroups in a manner that is respectful to all VIPER users, agencies are limited to a two (2) week duration time limit. At the end of this two (2) week period, if a state event talkgroup is still needed, the requestor will need to repeat the request process outlined above. Obtaining the same talkgroup(s) assignment is not guaranteed as other users may have reserved a talkgroup after the requestor's original request.

The coordinating agency has the right to restrict, recall, or freeze state event talkgroup assignments at any time based on statewide incident status or a no-notice statewide State of Emergency as determined by the State Emergency Response Team (SERT) Leader or their designee.

State event talkgroups are not to be self-assigned, including any backup/fallback radio planning, and are not for use by an individual agency unless approved by the 24Hr Watch.

DPR Talkgroups

The DPR talkgroups are established as follows:

<i>ZONE</i>	<i>NAME</i>	<i>NAME</i>	<i>NAME</i>
	DPR EAST	DPR CENTRAL	DPR WEST
<i>Position</i>	<i>NAME</i>	<i>NAME</i>	<i>NAME</i>
1	DPREAST1	DPRCENT1	DPRWEST1
2	DPREAST2	DPRCENT2	DPRWEST2
3	DPREAST3	DPRCENT3	DPRWEST3
4	DPREAST4	DPRCENT4	DPRWEST4
5	DPREAST5	DPRCENT5	DPRWEST5
6	DPREAST6	DPRCENT6	DPRWEST6
7	DPREAST7	DPRCENT7	DPRWEST7
8	DPREAST8	DPRCENT8	DPRWEST8
9	DPREAST9	DPRCENT9	DPRWEST9
10	DPREAST10	DPRCENT10	DPRWEST10
11	DPREAST11	DPRCENT11	DPRWEST11
12	DPREAST12	DPRCENT12	DPRWEST12
13	DPREAST13	DPRCENT13	DPRWEST13
14	DPREAST14	DPRCENT14	DPRWEST14
15	DPREAST15	DPRCENT15	DPRWEST15
16	FREESPACE	FREESPACE	FREESPACE



The DPR talkgroups will serve as the primary means for agencies and jurisdictions to establish voice interoperability at a regional level. These talkgroups, if operationally possible, should be used prior to requesting a state event talkgroup. The regional zone usage will be dictated by the location of where the event/incident/exercise/training is occurring. All radio traffic passed on the DPR talkgroups is “in the clear” and presumed to be monitored by members of the public.

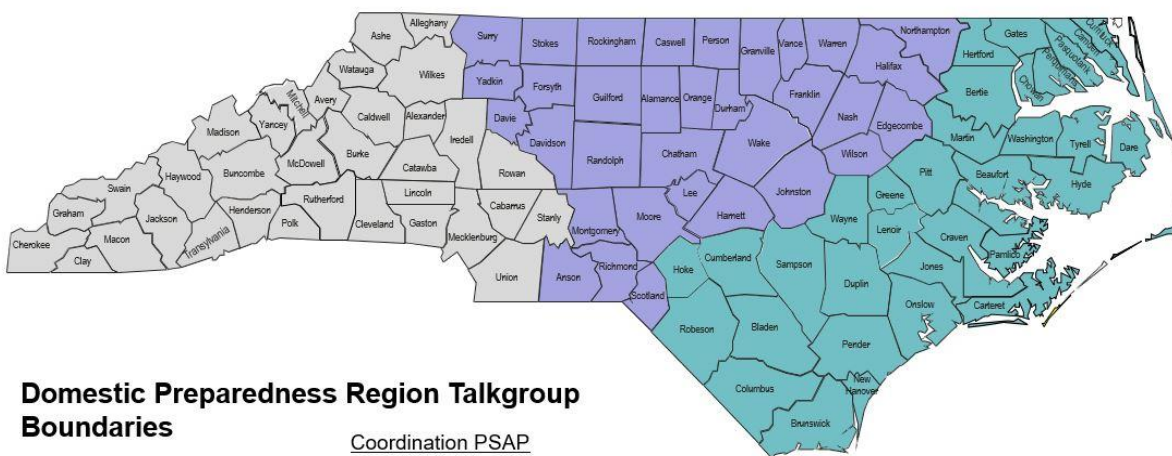
The “FREESPACE” (channel 16) can be used for agency specific needs. Examples of this could be:

- Agency specific dispatch talkgroup
- Specified local coordination talkgroup
- Conventional channels (repeated or simplex)

The DPR talkgroups will follow the geographic boundaries of the NCEM Branches as illustrated below.



State of North Carolina Division of Emergency Management



Domestic Preparedness Region Talkgroup Boundaries

Coordination PSAP

	DPR West Talkgroups	Mitchell County 911 (828)688-9110
	DPR Central Talkgroups	Surry County 911 (336)374-3000
	DPR East Talkgroups	Pitt County 911 (252)902-2602

Valid as of 9/20/20

Coordinating agencies:

DPR East – Pitt County Communications – (252)902-2602

DPR Central – Surry County Communications – (336)374-3000

DPR West – Mitchell County Communications – (828)688-9110

Request process: VIPER users may contact the coordinating agency via telephone. If the requestor does not have access to telephone services, they can contact the State EOC on the EM EOC talkgroup for direction. Talkgroups will be assigned based on certain criteria which includes, but is not limited to:

- Regional incident status
- Regional special event status
- Geographic proximity to other incidents/events
- Validation of need
- Whether the DPR talkgroup will need to be monitored for accountability

Requestor Information: The requestor will be required to provide the following information:

- Agency name
- POC first and last name

- POC contact information, should the talkgroup become compromised, interference is encountered, or the talkgroup needs to be retracted
- POC email address
- Duration of usage – From, To
- Event type – Incident, Event, Exercise, Training
- Brief explanation of the situation regarding the event type

The coordinating agency has the right to restrict, recall, or freeze DPR talkgroup assignments at any time based on regional incident status or no-notice regional incidents. The DPR talkgroup coordinating agencies will work with the NCEM 24Hr Watch to determine the best way to proceed if this occurs. NCEM may assume duties to assign DPR talkgroups during a declared State of Emergency through the coordination with state assigned communications personnel at the Regional Coordination Centers.

Prior DPR Template with 9 Zones

The above 3 zones are a revision of the original DPR concept. This new plan condenses the previous 9 zones and establishes better guidance for usage on a regional basis across the state. Please see the “crosswalk” information at the end of this document for information regarding the relationship between the original template and this revision.

North Carolina Emergency Management Talkgroups

The NCEM Statewide talkgroups are established as follows:

	<i>NAME</i>
ZONE	STATEWD
<i>Position</i>	<i>NAME</i>
1	SW CALL
2	SW CONF
3	EM EOC
4	EM EBO
5	EM CBO
6	EM WBO
7	EM RRT
8	EM SAR
9	LZWEST1
10	LZWEST2
11	LZEAST1
12	LZEAST2
13	LZCENTRAL1
14	LZCENTRAL2
15	LZPDMONT1
16	LZPDMONT2



NCEM has authorized certain Division talkgroups to be provided to all users to facilitate coordination between NCEM staff, the State Emergency Operations Center (EOC), and VIPER users. The NCEM 24Hr Watch, call sign “State EOC,” will be the coordinating entity and will monitor and direct radio traffic accordingly. The usage guidelines are listed below by talkgroup.

Talkgroup information: **SW-CALL**
Talkgroup name: **“Statewide Call”**

SW-CALL will be used for PSAP Coordination, field unit hailing, emergent, and immediate information sharing.

SW-CALL should be monitored by all PSAPs that are capable. Those that are not capable should be making steps to become capable. SW-CALL will serve as the initial pathway for PSAPs to notify their fallback PSAPs that a degradation has occurred. PSAPs can quickly use SW-CALL to broadcast call for service information from the backup PSAP to the degraded PSAP. If a PSAP is utilizing their local backup center for a planned outage, a local voice talk path should be established. PSAPs, once initial contact is confirmed and patent call flow is demonstrated, should move off of SW-CALL to either SW-CONF or a DPR talkgroup.

SW-CALL will also serve as a means for VIPER users to gain access to a PSAP from a portable or a mobile radio. This means that all field units will have access to a PSAP to request assistance regardless of their location (within VIPER system coverage). Field units are allowed to contact their local PSAP or communications coordination entity when outside of their local system coverage area to report status updates, i.e. on-scene, clearing scene and/or returning to home base.

Every effort to keep SW-CALL clear of “chit-chat” should be taken.

Talkgroup information: **SW-CONF**
Talkgroup name: **“Statewide Conference”**

SW-CONF will be used in a similar manner as SW-CALL. SW-CONF, however, can be utilized as a means for users to share limited operational coordination traffic in order to carry out specific tasks. Users should limit incident-based traffic to one (1) hour or less. Consideration should be given to the use of regional channels in order to optimize talkgroup usage. PSAPs should have access to monitor and use SW-CONF as needed. PSAP capabilities will be considered when determining whether to move users off of SW-CONF.

Talkgroup information: **EM-EOC**
 Talkgroup name: **“State EOC”**

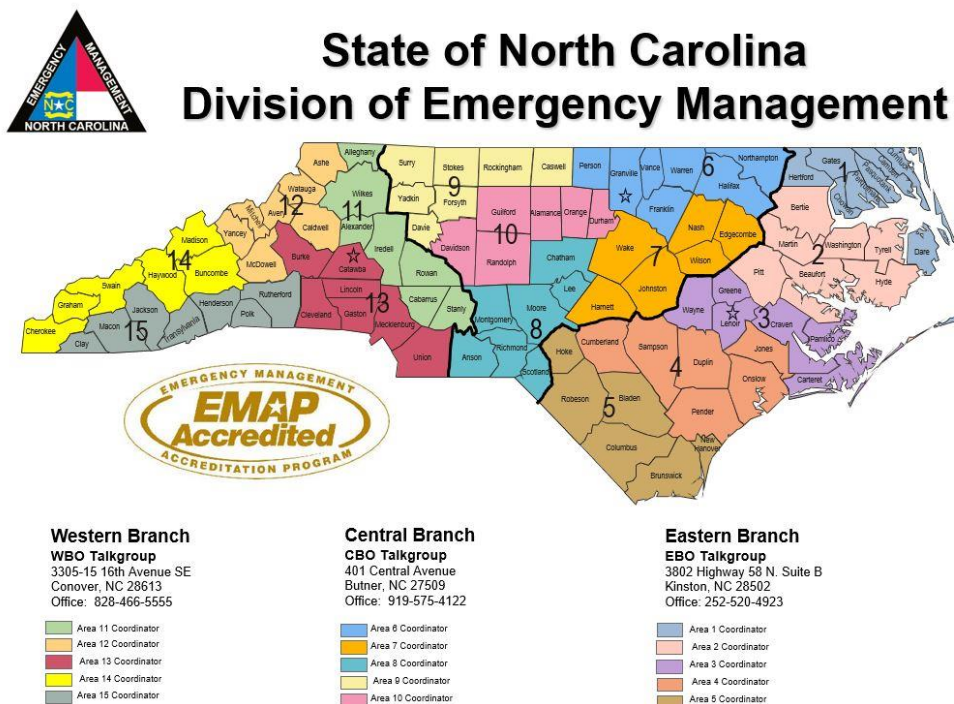
The EM-EOC talkgroup will be the primary pathway for the NCEM 24Hr Watch to dispatch, mobilize, coordinate, and account for applicable state agencies, state resources or local resources that have been designated for state mobilization in response to an event, incident, and/or disaster. This talkgroup is always monitored.

Users are encouraged to interface with the 24Hr Watch to get assistance with:

- NCEM staff notifications
- Situational awareness of regional and/or local level incidents/events that may escalate
- Interaction with federal public safety partners
- Interaction and coordination with other state coordination centers
- Commercial voice and data network outages
- Wireless Emergency Alert (WEA) issuance

Talkgroup information: **EM-WBO, EM-CBO, EM-EBO**
 Talkgroup names: **“Western Branch Office, Central Branch Office, Eastern Branch Office”**

The above talkgroups are used by NCEM Branch personnel to coordinate internally and coordinate with local emergency management officials at the regional level.



Talkgroup information: **EM-RRT**
Talkgroup name: **“RRT”**

The RRT (Haz-Mat Regional Response Team) talkgroup will be used by the seven (7) RRTs in North Carolina for inter- or intra-team communications. Users are encouraged to use the RRT talkgroup for communications for planned events, training, or exercises for which an RRT is included. This talkgroup should also be used for counties requesting “technical advice” in the event that cellular voice is unavailable.

Talkgroup information: **EM-SAR**
Talkgroup name: **“SAR”**

The SAR (Search and Rescue) talkgroup will be used by local, regional, state, or federal SAR team coordination of operation as applicable. The SAR talkgroup will be used for inter- or intra-team communications during events, training, exercises, or incidents as needed. SAR resources include, but aren’t limited to:

- Urban
- Wilderness
- Mountain
- Swiftwater/Flood
- Helo-Aquatic/Air
- Ocean

Talkgroup information: **LZ-WEST 1 and 2, LZ-EAST 1 and 2, LZ-CENTRAL 1 and 2, LZ-PDMONT 1 and 2**
Talkgroup names: **“LZ West, LZ East, LZ Central, LZ Piedmont”**

The LZ (Statewide Landing Zone) talkgroups serve as a means for all users to have the ability to communicate with aircraft operated by Air Medical providers across North Carolina. The LZ talkgroups should be used geographically based on the map below. These talkgroups are assigned ad-hoc, meaning use is coordinated on a case-by-case basis by those in need. Every attempt to coordinate the LZ talkgroups should be taken in order to maintain air and ground team safety.

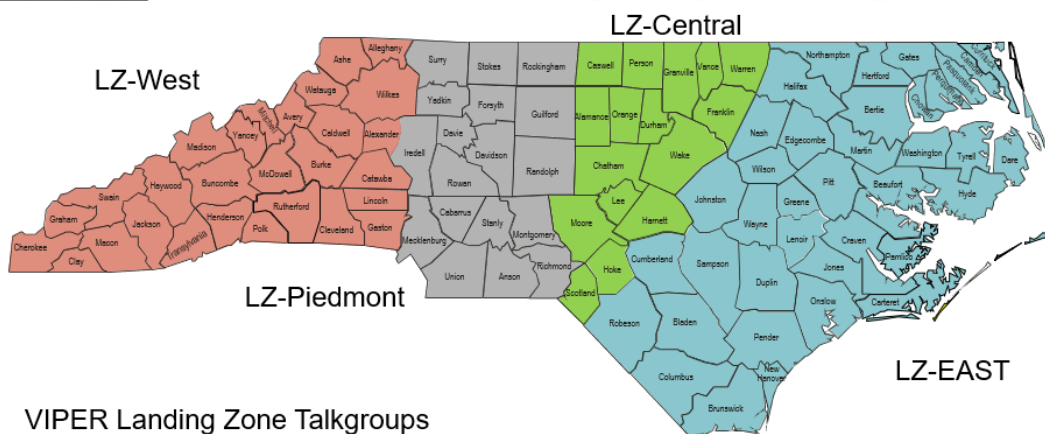
LZ talkgroups notated as “1” are primary talkgroups for communications between scene responders and incoming aeromedical resources. LZ talkgroups notated as “2” are the primary talkgroups for the aeromedical assets to coordinate with receiving facilities, direct transfers to specialized areas and hospital landing pad coordination. LZ talkgroups notated as “2” can also be used as a secondary talkgroup for communications between scene responders and aeromedical resources as needed. All aeromedical patient reporting should be conducted on the receiving facilities VMN (Viper Medical Network) for patients heading directly to the Emergency Department. Flight following agencies are encouraged to program, monitor and record LZ 1 and LZ 2 in their respected zone.

LZ talkgroups are **not** to be used for specific aeromedical providers to carry out “flight following” or routine “patient reporting” activities, unless the primary means has become

degraded.



State of North Carolina Division of Emergency Management



VIPER Landing Zone Talkgroups

- LZ-EAST 1 and LZ-EAST 2
- LZ-CENTRAL1 and LZ-CENTRAL2
- LZ-PDMONT1 and LZ-PDMONT2
- LZ-WEST1 and LZ-WEST2

Valid as of 9/29/20

Air Operations Talkgroups

The Air Operations talkgroups are established as follows:

ZONE	<i>NAME</i>
<i>Position</i>	<i>NAME</i>
1	AIROPS1
2	AIROPS2
3	AIROPS3
4	AIROPS4
5	AIROPS5
6	AIROPS6
7	AIROPS7
8	AIROPS8
9	AIROPS9
10	AIROPS10
11	7AG58D
12	7AG60D
13	7AG67D
14	7AG68D
15	7AG88D
16	8TAC94D



The Air Operations (Air Ops) talkgroups are used for incident-based air-to-ground or air-to-air usage. These talkgroups will be assigned by NCEM based on state activation level in coordination with the applicable SAR point of contact (POC). SAR aircraft (rotary and/or fixed-wing) are designated by NCEM Emergency Services and should have access to VIPER based on their radio capabilities. These entities include, but aren't limited to:

- Law Enforcement aircraft (NCSHP, CMPD, etc.)
- North Carolina National Guard (UH-60, LUH-72)
- Civil Air Patrol (CAP)
- North Carolina Forestry
- North Carolina Wildlife
- United States Coast Guard

Air Ops talkgroups will be assigned based on incident, geographic area, and/or task. For example:

1. NC Helo-Aquatic Rescue Team (NCHART) mission to the Linville Gorge to extract an injured hiker.
2. Assignment of an Air Ops talkgroup to an operations-based sector in expectation of hurricane conditions.
3. Assignment of a talkgroup for airspace deconfliction base on a multi-airframe operation in a close geographic area. This task will be completed by authorized personnel that are approved to carry out this tasking.

The conventional channels contained in the Air Ops zone will follow the NIFOG programming information and be used for air-to-ground operations only.

At no time will the usage of the talkgroups contained in this zone supersede, nor replace, the usage of required applicable Federal Aviation Administration (FAA) channels.

Any specific questions pertaining to the manner for which aircraft communicate should be directed to NCEM Emergency Services or their designee.

North Carolina State Highway Patrol Troop Mutual Aid and Common Talkgroups

The NCSHP Troop Mutual Aid (M/A) and Common (CMN2) talkgroups are established as follows:

	<i>NAME</i>
ZONE	NC SHP MA
<i>Position</i>	<i>NAME</i>
1	TRPA MA
2	TRPA CMN2
3	TRPB MA
4	TRPB CMN2
5	TRPC MA
6	TRPC CMN2
7	TRPD MA
8	TRPD CMN2
9	TRPE MA
10	TRPE CMN2
11	TRPF MA
12	TRPF CMN2
13	TRPG MA
14	TRPG CMN2
15	TRPH MA
16	TRPH CMN2



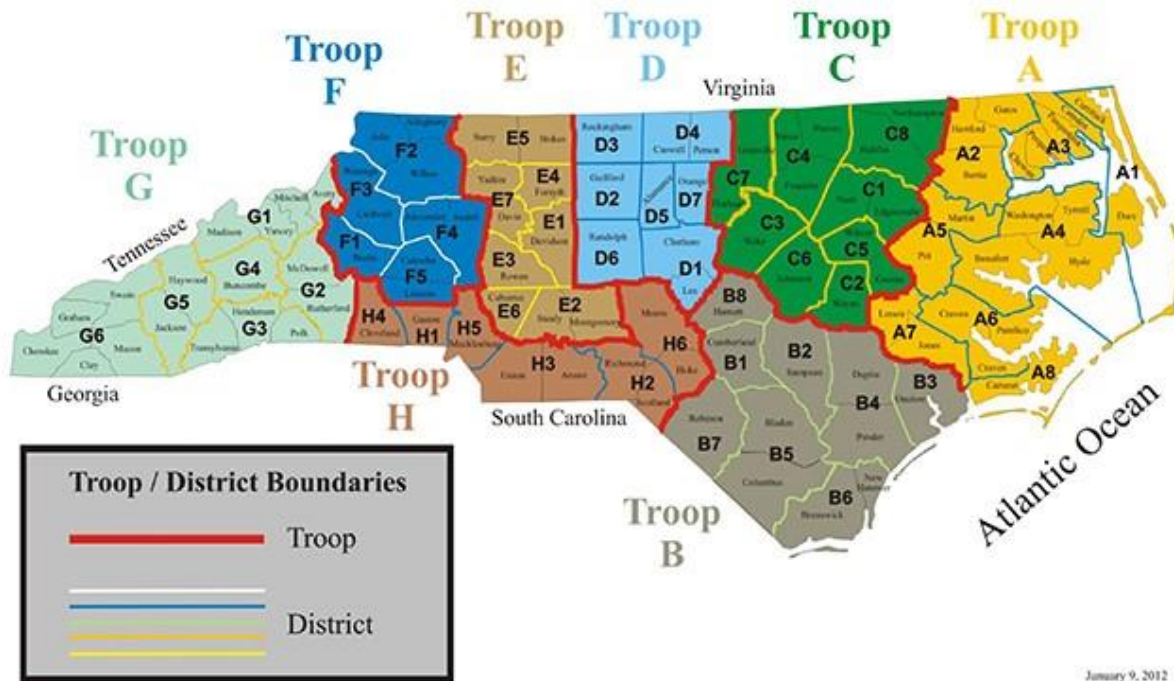
The NCSHP mutual aid talkgroups serve as a means for all VIPER users to have the ability to reach a NCSHP communications center. It will also allow any VIPER user who may be monitoring one of the eight (8) Troop mutual aid talkgroups to hear emergency messages (referred to by the NCSHP as “Signal 25” broadcasts).

In addition to the NCSHP mutual aid talkgroups, there are eight (8) Troop Common talkgroups designed to be utilized to communicate directly with a State Trooper without disrupting the NCSHP’s operation on its respective Troop and/or District dispatch talkgroups. These same talkgroups are used to provide “car-to-car” communications between NCSHP personnel.

NCSHP Troop Communications Centers are the coordination POC’s for these talkgroups.

- Troop A – Raleigh
- Troop B – Elizabethtown
- Troop C – Raleigh
- Troop D – Raleigh
- Troop E – Salisbury
- Troop F – Newton
- Troop G – Newton
- Troop H – Monroe

North Carolina State Highway Patrol Troop and District Boundaries



January 9, 2012

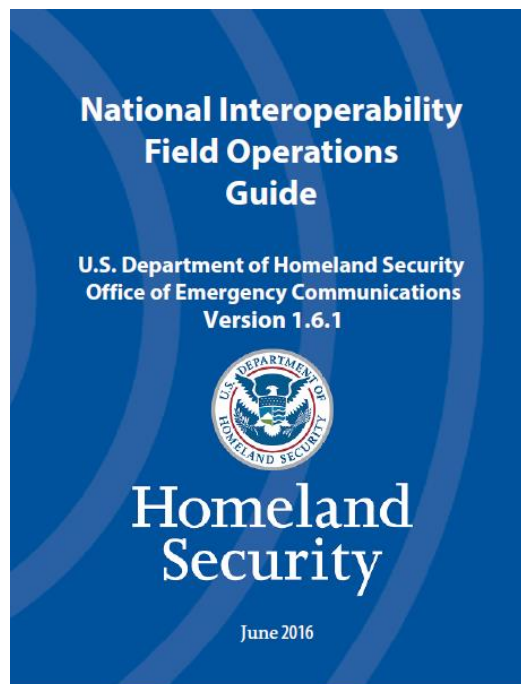
C.01

NC State Highway Patrol Policy Manual

National Interoperability Field Operations Guide (NIFOG) channels

The NIFOG channel information will be programmed in accordance with the guidelines contained in NIFOG (version 1.6.1 at the time of writing this SOG). If the radio model needs to conserve space, this zone can be programmed with user selectable function to change from “repeater mode” to “simplex/direct mode” and end-users trained on the difference and correlation of channel names (i.e. 8TAC91 in direct mode is equivalent to 8TAC91D). If space in the radio is not a concern, the separate Repeat and Direct zones are appropriate.

	<i>NAME</i>	<i>NAME</i>
ZONE	NIFOG RPT	NIFOG DIR
<i>Position</i>	<i>NAME</i>	<i>NAME</i>
1	8CALL90	8CALL90D
2	8TAC91	8TAC91D
3	8TAC92	8TAC92D
4	8TAC93	8TAC93D
5	8TAC94	8TAC94D
6	7TAC51	7TAC51D
7	7TAC52	7TAC52D
8	7TAC53	7TAC53D
9	7TAC54	7TAC54D
10	7TAC71	7TAC71D
11	7TAC72	7TAC72D
12	7TAC73	7TAC73D
13	7TAC74	7TAC74D
14	7LAW61	7LAW61D
15	7FIRE63	7FIRE63D
16	7MED65	7MED65D



Law Enforcement Interoperability Talkgroups

The Law Enforcement (LE) interoperability (I/O) talkgroups are established as follows:

	<u>NAME</u>
ZONE	LE INTEROP
<u>Position</u>	<u>NAME</u>
1	AGENCY DISP
2	LAW1 CLEAR
3	LAW2 CLEAR
4	LAW3 CLEAR
5	LAW4 DES
6	LAW5 DES
7	LAW6 DES
8	LAW7 AES
9	LAW8 AES
10	LAW9 AES
11	LAW10 ENC
12	LAW11 ENC
13	LAW12 ENC
14	LAW13 ENC
15	LAW14 ENC
16	FREE SPACE



The LE I/O zone was created at the request of numerous local, state and federal law enforcement agencies. With the evolution of information security, it is becoming apparent that adversaries are using technology to listen to law enforcement sensitive radio traffic, including tactical team movements. In an effort to operate in a secure, interoperable manner, the LE I/O zone was created to act in the same fashion as the state event talkgroups.

The LE I/O zone is restricted to law enforcement radios only. Access to these talkgroups will be granted by NCSHP TSU through the VIPER Network Operations Center (NOC). Talkgroup usage will also be managed by the VIPER NOC and assigned in the same manner as the state event talkgroups. The process is outlined below. These talkgroups are only available for programming in radios directly operated by law enforcement.

Coordinating agency:

North Carolina State Highway Patrol – Network Operations Center

NOC@ncshp.org // (919)662-4440

Request process: VIPER users may contact the NCSHP NOC via telephone or email. Talkgroups will be assigned based on certain criteria, which includes, but is not limited to:

- Statewide incident status
- Statewide special event status

- Geographic proximity to other incidents/events
- User capabilities (Encryption protocol and key access)
- Whether the LE I/O talkgroup will need to be monitored for accountability

Requestor Information: The requestor will be required to provide the following information:

- Agency name
- POC first and last name
- POC contact information, should the talkgroup become compromised, interference is encountered or the talkgroup needs to be retracted
- POC email address
- Duration of usage – From, To
- Event type – Incident, Event, Exercise, Training
- Brief explanation of the situation regarding the event type

At no time will a PSAP or Communications Center patch any talkgroup in this zone without authorization from the VIPER NOC. The VIPER NOC is the only entity approved to perform this function.

Information regarding the process and requirements for radio encryption can be found in the State of North Carolina Radio Encryption Standard Operating Guideline (2020).

Retirement of VIPER Talkgroups

(*see also DPR crosswalk at the end of this document)

The SIEC in coordination with VIPER TSU, identified the following talkgroups for retirement. This was done as a combination of streamlining the required template, achieving functionality in other ways expressed above, and removing talkgroups that were rarely used for the intended purpose. These talkgroups were deactivated on 1Feb2022.

SW EMS	DPR1 TG6	DPR4 TG6	DPR7 TG6
SW FIRE	DPR1 TG7	DPR4 TG7	DPR7 TG7
SW GEN	DPR1 TG8	DPR4 TG8	DPR7 TG8
SW LAW	DPR1 TG9	DPR4 TG9	DPR7 TG9
VC POOL 1	DPR1 TG10	DPR4 TG10	DPR7 TG10
VC POOL 2	DPR2 TG6	DPR5 TG6	DPR8 TG6
VC ROAM 1	DPR2 TG7	DPR5 TG7	DPR8 TG7
VC ROAM 2	DPR2 TG8	DPR5 TG8	DPR8 TG8
VE POOL 1	DPR2 TG9	DPR5 TG9	DPR8 TG9
VE POOL 2	DPR2 TG10	DPR5 TG10	DPR8 TG10
VE ROAM 1	DPR3 TG6	DPR6 TG6	DPR9 TG6
VE ROAM 2	DPR3 TG7	DPR6 TG7	DPR9 TG7
VW POOL 1	DPR3 TG8	DPR6 TG8	DPR9 TG8
VW POOL 2	DPR3 TG9	DPR6 TG9	DPR9 TG9
VW ROAM 1	DPR3 TG10	DPR6 TG10	DPR9 TG10
VW ROAM 2			

Technical Programming Information

(*read Authorization section above)

The following charts are used for programming the talkgroups and channels.

ZONE	NAME	8-Character Name		ZONE	NAME	8-Character Name	
	EVT A-D	EVT A-D			EVT E-H	EVT E-H	
Position	NAME	8-Character Name	TGID HEX (DEC)	Position	NAME	8-Character Name	TGID HEX (DEC)
1	ALPHA1	ALPHA1	CAF3 (51955)	1	ECHO1	ECHO1	CB03 (51971)
2	ALPHA2	ALPHA2	CAF4 (51956)	2	ECHO2	ECHO2	CB04 (51972)
3	ALPHA3	ALPHA3	CAF5 (51957)	3	ECHO3	ECHO3	CB05 (51973)
4	ALPHA4	ALPHA4	CAF6 (51958)	4	ECHO4	ECHO4	CB06 (51974)
5	BRAVO1	BRAVO1	CAF7 (51959)	5	FXTRT1	FXTRT1	CB07 (51975)
6	BRAVO2	BRAVO2	CAF8 (51960)	6	FXTRT2	FXTRT2	CB08 (51976)
7	BRAVO3	BRAVO3	CAF9 (51961)	7	FXTRT3	FXTRT3	CB09 (51977)
8	BRAVO4	BRAVO4	CAFA (51962)	8	FXTRT4	FXTRT4	CB0A (51978)
9	CHRLY1	CHRLY1	CAFB (51963)	9	GOLF1	GOLF1	CB0B (51979)
10	CHRLY2	CHRLY2	CAFC (51964)	10	GOLF2	GOLF2	CB0C (51980)
11	CHRLY3	CHRLY3	CAFD (51965)	11	GOLF3	GOLF3	CB0D (51981)
12	CHRLY4	CHRLY4	CAFE (51966)	12	GOLF4	GOLF4	CB0E (51982)
13	DELTA1	DELTA1	CAFF (51967)	13	HOTEL1	HOTEL1	CB0F (51983)
14	DELTA2	DELTA2	CB00 (51968)	14	HOTEL2	HOTEL2	CB10 (51984)
15	DELTA3	DELTA3	CB01 (51969)	15	HOTEL3	HOTEL3	CB11 (51985)
16	DELTA4	DELTA4	CB02 (51970)	16	HOTEL4	HOTEL4	CB12 (51986)
ZONE	NAME	8-Character Name		ZONE	NAME	8-Character Name	
	EVT I-L	EVT I-L			EVT M-P	EVT M-P	
Position	NAME	8-Character Name	TGID HEX (DEC)	Position	NAME	8-Character Name	TGID HEX (DEC)
1	INDIA1	INDIA1	CE0E (52750)	1	MIKE1	MIKE1	CE1E (52766)
2	INDIA2	INDIA2	CE0F (52751)	2	MIKE2	MIKE2	CE1F (52767)
3	INDIA3	INDIA3	CE10 (52752)	3	MIKE3	MIKE3	CE20 (52768)
4	INDIA4	INDIA4	CE11 (52753)	4	MIKE4	MIKE4	CE21 (52769)
5	JULIET1	JULIET1	CE12 (52754)	5	NOVEMBR1	NOVEMBR1	CE22 (52770)
6	JULIET2	JULIET2	CE13 (52755)	6	NOVEMBR2	NOVEMBR2	CE23 (52771)
7	JULIET3	JULIET3	CE14 (52756)	7	NOVEMBR3	NOVEMBR3	CE24 (52772)
8	JULIET4	JULIET4	CE15 (52757)	8	NOVEMBR4	NOVEMBR4	CE25 (52773)
9	KILO1	KILO1	CE16 (52758)	9	OSCAR1	OSCAR1	CE26 (52774)
10	KILO2	KILO2	CE17 (52759)	10	OSCAR2	OSCAR2	CE27 (52775)
11	KILO3	KILO3	CE18 (52760)	11	OSCAR3	OSCAR3	CE28 (52776)
12	KILO4	KILO4	CE19 (52761)	12	OSCAR4	OSCAR4	CE29 (52777)
13	LIMA1	LIMA1	CE1A (52762)	13	PAPA1	PAPA1	CE2A (52778)
14	LIMA2	LIMA2	CE1B (52763)	14	PAPA2	PAPA2	CE2B (52779)
15	LIMA3	LIMA3	CE1C (52764)	15	PAPA3	PAPA3	CE2C (52780)
16	LIMA4	LIMA4	CE1D (52765)	16	PAPA4	PAPA4	CE2D (52781)

ZONE	NAME	8-Character Name		ZONE	NAME	8-Character Name	
ZONE	EVT Q-T	EVT Q-T		ZONE	DPR EAST	DPR EAST	
Position	NAME	8-Character Name	TGID HEX (DEC)	Position	NAME	8-Character Name	TGID HEX (DEC)
1	QUEBEC1	QUEBEC1	CE2E (52782)	1	DPREAST1	DPR E 1	CA7F (51839)
2	QUEBEC2	QUEBEC2	CE2F (52783)	2	DPREAST2	DPR E 2	CA80 (51840)
3	QUEBEC3	QUEBEC3	CE30 (52784)	3	DPREAST3	DPR E 3	CA81 (51841)
4	QUEBEC4	QUEBEC4	CE31 (52785)	4	DPREAST4	DPR E 4	CA82 (51842)
5	ROMEO1	ROMEO1	CE32 (52786)	5	DPREAST5	DPR E 5	CA83 (51843)
6	ROMEO2	ROMEO2	CE33 (52787)	6	DPREAST6	DPR E 6	CA89 (51849)
7	ROMEO3	ROMEO3	CE34 (52788)	7	DPREAST7	DPR E 7	CA8A (51850)
8	ROMEO4	ROMEO4	CE35 (52789)	8	DPREAST8	DPR E 8	CA8B (51851)
9	SIERRA1	SIERRA1	CE36 (52790)	9	DPREAST9	DPR E 9	CA8C (51852)
10	SIERRA2	SIERRA2	CE37 (52791)	10	DPREAST10	DPR E 10	CA8D (51853)
11	SIERRA3	SIERRA3	CE38 (52792)	11	DPREAST11	DPR E 11	CA93 (51859)
12	SIERRA4	SIERRA4	CE39 (52793)	12	DPREAST12	DPR E 12	CA94 (51860)
13	TANGO1	TANGO1	CE3A (52794)	13	DPREAST13	DPR E 13	CA95 (51861)
14	TANGO2	TANGO2	CE3B (52795)	14	DPREAST14	DPR E 14	CA96 (51862)
15	TANGO3	TANGO3	CE3C (52796)	15	DPREAST15	DPR E 15	CA97 (51863)
16	TANGO4	TANGO4	CE3D (52797)	16	FREESPACE	FREESPACE	Up to Agency
ZONE	NAME	8-Character Name		ZONE	NAME	8-Character Name	
ZONE	DPR CENTRAL	DPR CENT		ZONE	DPR WEST	DPR WEST	
Position	NAME	8-Character Name	TGID HEX (DEC)	Position	NAME	8-Character Name	TGID HEX (DEC)
1	DPRCENT1	DPR C 1	CA9D (51869)	1	DPRWEST1	DPR W 1	CABB (51899)
2	DPRCENT2	DPR C 2	CA9E (51870)	2	DPRWEST2	DPR W 2	CABC (51900)
3	DPRCENT3	DPR C 3	CA9F (51871)	3	DPRWEST3	DPR W 3	CABD (51901)
4	DPRCENT4	DPR C 4	CAA0 (51872)	4	DPRWEST4	DPR W 4	CABE (51902)
5	DPRCENT5	DPR C 5	CAA1 (51873)	5	DPRWEST5	DPR W 5	CABF (51903)
6	DPRCENT6	DPR C 6	CAA7 (51879)	6	DPRWEST6	DPR W 6	CAC5 (51909)
7	DPRCENT7	DPR C 7	CAA8 (51880)	7	DPRWEST7	DPR W 7	CAC6 (51910)
8	DPRCENT8	DPR C 8	CAA9 (51881)	8	DPRWEST8	DPR W 8	CAC7 (51911)
9	DPRCENT9	DPR C 9	CAAA (51882)	9	DPRWEST9	DPR W 9	CAC8 (51912)
10	DPRCENT10	DPR C 10	CAAB (51883)	10	DPRWEST10	DPR W 10	CAC9 (51913)
11	DPRCENT11	DPR C 11	CAB1 (51889)	11	DPRWEST11	DPR W 11	CACF (51919)
12	DPRCENT12	DPR C 12	CAB2 (51890)	12	DPRWEST12	DPR W 12	CAD0 (51920)
13	DPRCENT13	DPR C 13	CAB3 (51891)	13	DPRWEST13	DPR W 13	CAD1 (51921)
14	DPRCENT14	DPR C 14	CAB4 (51892)	14	DPRWEST14	DPR W 14	CAD2 (51922)
15	DPRCENT15	DPR C 15	CAB5 (51893)	15	DPRWEST15	DPR W 15	CAD3 (51923)
16	FREESPACE	FREESPACE	Up to Agency	16	FREESPACE	FREESPACE	Up to Agency
ZONE	NAME	8-Character Name		ZONE	NAME	8-Character Name	
ZONE	STATEWD	STATEWD		ZONE	AIR OPS	AIR OPS	
Position	NAME	8-Character Name	TGID HEX (DEC)	Position	NAME	8-Character Name	TGID HEX (DEC)
1	SW CALL	SW CALL	CC1F (52255)	1	AIROPS1	AIROPS1	CB1B (51995)
2	SW CONF	SW CONF	CE50 (52816)	2	AIROPS2	AIROPS2	CB1C (51996)
3	EM EOC	EM EOC	CAE7 (51943)	3	AIROPS3	AIROPS3	CB1D (51997)
4	EM EBO	EM EBO	CAE5 (51941)	4	AIROPS4	AIROPS4	CB1E (51998)
5	EM CBO	EM CBO	CAE2 (51938)	5	AIROPS5	AIROPS5	CB1F (51999)
6	EM WBO	EM WBO	CAF1 (51953)	6	AIROPS6	AIROPS6	CB20 (52000)
7	EM RRT	EM RRT	CAEB (51947)	7	AIROPS7	AIROPS7	CB21 (52001)
8	EM SAR	EM SAR	CAEF (51951)	8	AIROPS8	AIROPS8	CB22 (52002)
9	LZWEST1	LZWEST1	C97D (51581)	9	AIROPS9	AIROPS9	CB23 (52003)
10	LZWEST2	LZWEST2	CE0D (52749)	10	AIROPS10	AIROPS10	CB24 (52004)
11	LZEAST1	LZEAST1	C97C (51580)	11	7AG58D	7AG58D	*See DHS NIFOG
12	LZEAST2	LZEAST2	CE0C (52748)	12	7AG60D	7AG60D	*See DHS NIFOG
13	LZCENTRAL1	LZCENT1	C97B (51579)	13	7AG67D	7AG67D	*See DHS NIFOG
14	LZCENTRAL2	LZCENT2	CE0B (52747)	14	7AG68D	7AG68D	*See DHS NIFOG
15	LZPDMONT1	LZPDMNT1	CE3E (52798)	15	7AG88D	7AG88D	*See DHS NIFOG
16	LZPDMONT2	LZPDMNT2	CE3F (52799)	16	8TAC94D	8TAC94D	*See DHS NIFOG

	<i>NAME</i>	<i>8-Character Name</i>			<i>NAME</i>	<i>8-Character Name</i>	
ZONE	NC SHP MA	NC SHP		ZONE	LE INTEROP	LE IO	
<i>Position</i>	<i>NAME</i>	<i>8-Character Name</i>	<i>TGID HEX (DEC)</i>	<i>Position</i>	<i>NAME</i>	<i>8-Character Name</i>	<i>TGID HEX (DEC)</i>
1	TRPA MA	TRPA MA	CC00 (52224)	1	AGENCY DISP	AGENCY DISP	Up to Agency
2	TRPA CMN2	TRPACMN2	CBA7 (52135)	2	LAW1 CLEAR	LAW1 CLR	*Ask SHP NOC
3	TRPB MA	TRPB MA	CC01 (52225)	3	LAW2 CLEAR	LAW2 CLR	*Ask SHP NOC
4	TRPB CMN2	TRPBCMN2	CBB2 (52146)	4	LAW3 CLEAR	LAW3 CLR	*Ask SHP NOC
5	TRPC MA	TRPC MA	CC02 (52226)	5	LAW4 DES	LAW4 DES	*Ask SHP NOC
6	TRPC CMN2	TRPCCMN2	CBB2 (52157)	6	LAW5 DES	LAW5 DES	*Ask SHP NOC
7	TRPD MA	TRPD MA	CC03 (52227)	7	LAW6 DES	LAW6 DES	*Ask SHP NOC
8	TRPD CMN2	TRPDCMN2	CBC8 (52168)	8	LAW7 AES	LAW7 AES	*Ask SHP NOC
9	TRPE MA	TRPE MA	CC04 (52228)	9	LAW8 AES	LAW8 AES	*Ask SHP NOC
10	TRPE CMN2	TRPECMN2	CBD2 (52178)	10	LAW9 AES	LAW9 AES	*Ask SHP NOC
11	TRPF MA	TRPF MA	CC05 (52229)	11	LAW10 ENC	LAW10ENC	*Ask SHP NOC
12	TRPF CMN2	TRPFCMN2	CBDC (52188)	12	LAW11 ENC	LAW11ENC	*Ask SHP NOC
13	TRPG MA	TRPG MA	CC06 (52230)	13	LAW12 ENC	LAW12ENC	*Ask SHP NOC
14	TRPG CMN2	TRPGCMN2	CBE4 (52196)	14	LAW13 ENC	LAW13ENC	*Ask SHP NOC
15	TRPH MA	TRPH MA	CC07 (52231)	15	LAW14 ENC	LAW14ENC	*Ask SHP NOC
16	TRPH CMN2	TRPHCMN2	CBED (52205)	16	FREE SPACE	FREE SPACE	Up to Agency
	<i>NAME</i>	<i>8-Character Name</i>			<i>NAME</i>	<i>8-Character Name</i>	
ZONE	NIFOG RPT	NIFOGRPT		ZONE	NIFOG DIR	NIFOGDIR	
<i>Position</i>	<i>NAME</i>	<i>8-Character Name</i>	<i>TGID \$HEX (DEC)</i>	<i>Position</i>	<i>NAME</i>	<i>8-Character Name</i>	<i>TGID \$HEX (DEC)</i>
1	8CALL90	8CALL90	*See DHS NIFOG	1	8CALL90D	8CALL90D	*See DHS NIFOG
2	8TAC91	8TAC91	*See DHS NIFOG	2	8TAC91D	8TAC91D	*See DHS NIFOG
3	8TAC92	8TAC92	*See DHS NIFOG	3	8TAC92D	8TAC92D	*See DHS NIFOG
4	8TAC93	8TAC93	*See DHS NIFOG	4	8TAC93D	8TAC93D	*See DHS NIFOG
5	8TAC94	8TAC94	*See DHS NIFOG	5	8TAC94D	8TAC94D	*See DHS NIFOG
6	7TAC51	7TAC51	*See DHS NIFOG	6	7TAC51D	7TAC51D	*See DHS NIFOG
7	7TAC52	7TAC52	*See DHS NIFOG	7	7TAC52D	7TAC52D	*See DHS NIFOG
8	7TAC53	7TAC53	*See DHS NIFOG	8	7TAC53D	7TAC53D	*See DHS NIFOG
9	7TAC54	7TAC54	*See DHS NIFOG	9	7TAC54D	7TAC54D	*See DHS NIFOG
10	7TAC71	7TAC71	*See DHS NIFOG	10	7TAC71D	7TAC71D	*See DHS NIFOG
11	7TAC72	7TAC72	*See DHS NIFOG	11	7TAC72D	7TAC72D	*See DHS NIFOG
12	7TAC73	7TAC73	*See DHS NIFOG	12	7TAC73D	7TAC73D	*See DHS NIFOG
13	7TAC74	7TAC74	*See DHS NIFOG	13	7TAC74D	7TAC74D	*See DHS NIFOG
14	7LAW61	7LAW61	*See DHS NIFOG	14	7LAW61D	7LAW61D	*See DHS NIFOG
15	7FIRE63	7FIRE63	*See DHS NIFOG	15	7FIRE63D	7FIRE63D	*See DHS NIFOG
16	7MED65	7MED65	*See DHS NIFOG	16	7MED65D	7MED65D	*See DHS NIFOG

DPR Crosswalk Chart

The following chart shows the relationship between the original 9 zone layout with the new 3 zone layout with the new talkgroup name compared to the old name. This chart will come in handy for the use of these talkgroups during the transitional period when responders might need to communicate with others who have not updated the programming of their radios.

NEW NAME	OLD NAME	Alt OLD NAME	NEW NAME	OLD NAME	Alt OLD NAME	NEW NAME	OLD NAME	Alt OLD NAME
DPREAST1	DPR1TG1	DPR 1-1	DPRCENT1	DPR4TG1	DPR 4-1	DPRWEST1	DPR7TG1	DPR 7-1
DPREAST2	DPR1TG2	DPR 1-2	DPRCENT2	DPR4TG2	DPR 4-2	DPRWEST2	DPR7TG2	DPR 7-2
DPREAST3	DPR1TG3	DPR 1-3	DPRCENT3	DPR4TG3	DPR 4-3	DPRWEST3	DPR7TG3	DPR 7-3
DPREAST4	DPR1TG4	DPR 1-4	DPRCENT4	DPR4TG4	DPR 4-4	DPRWEST4	DPR7TG4	DPR 7-4
DPREAST5	DPR1TG5	DPR 1-5	DPRCENT5	DPR4TG5	DPR 4-5	DPRWEST5	DPR7TG5	DPR 7-5
DPREAST6	DPR2TG1	DPR 2-1	DPRCENT6	DPR5TG1	DPR 5-1	DPRWEST6	DPR8TG1	DPR 8-1
DPREAST7	DPR2TG2	DPR 2-2	DPRCENT7	DPR5TG2	DPR 5-2	DPRWEST7	DPR8TG2	DPR 8-2
DPREAST8	DPR2TG3	DPR 2-3	DPRCENT8	DPR5TG3	DPR 5-3	DPRWEST8	DPR8TG3	DPR 8-3
DPREAST9	DPR2TG4	DPR 2-4	DPRCENT9	DPR5TG4	DPR 5-4	DPRWEST9	DPR8TG4	DPR 8-4
DPREAST10	DPR2TG5	DPR 2-5	DPRCENT10	DPR5TG5	DPR 5-5	DPRWEST10	DPR8TG5	DPR 8-5
DPREAST11	DPR3TG1	DPR 3-1	DPRCENT11	DPR6TG1	DPR 6-1	DPRWEST11	DPR9TG1	DPR 9-1
DPREAST12	DPR3TG2	DPR 3-2	DPRCENT12	DPR6TG2	DPR 6-2	DPRWEST12	DPR9TG2	DPR 9-2
DPREAST13	DPR3TG3	DPR 3-3	DPRCENT13	DPR6TG3	DPR 6-3	DPRWEST13	DPR9TG3	DPR 9-3
DPREAST14	DPR3TG4	DPR 3-4	DPRCENT14	DPR6TG4	DPR 6-4	DPRWEST14	DPR9TG4	DPR 9-4
DPREAST15	DPR3TG5	DPR 3-5	DPRCENT15	DPR6TG5	DPR 6-5	DPRWEST15	DPR9TG5	DPR 9-5

Emergency Button Usage

It is recommended that an Emergency Call not be used on the VIPER talkgroups in the required template above. An Emergency Call that is initiated on any of the above required VIPER talkgroups (EVENTs, AIROPS, DPRs, Statewide, etc.) will cause confusion among the responders and the many console operators that are all from different agencies and have different procedures. For this reason, it is recommended that the Emergency Button either not be programmed for the above talkgroups or, the Emergency Button should revert to a different talkgroup (maybe the agency's main talkgroup).

Scanning

Scanning on a trunked radio system operates very differently than a conventional radio system since audio is generally only sent to the various tower sites that need the audio. For this reason, scanning is more than just the programming in the radio and it needs to be coordinated between both the end-user radio programmer and the radio system administrator. VIPER being as large of a system as it is, requires that users optimize it usage as much as possible. Therefore, users are not allowed to scan the DPR or State Event talkgroups.

Talkgroup Site Access

Each tower site on a trunking system has a certain capacity and each radio listening to a different talkgroup at the same site utilizes that capacity. For this reason, radios that are being used by personnel that are not part of the operation (i.e. being curious) can negatively affect the ability of response personnel to communicate.

All of the talkgroups contained in this SOG are configured to operate on a statewide basis. To protect the integrity of communications, VIPER TSU reserves the right to scale down site access based on consultation with the lead agency utilizing the talkgroup and NCEM 24-hr Watch.

Talkgroup Recording

Recording talkgroups contained in this SOG will be the responsibility of the agencies using assigned talkgroups. To the greatest extent possible, the NCEM 24Hr Watch will record the State Event talkgroups in partnership with NCSHP. Due to the complex nature of statewide encryption, any LE agency wishing to use the LE INTEROP zone should be aware that they will not be recorded. If the LE agency would like to record these talkgroups at the local level, NCSHP TSU can provide guidance on the proper way to do that.

Appendix 1 - SIEC Subcommittee Membership

The below SIEC members were involved in the creation of this SOG.

Name	Agency	SIEC Representation
Michael Hodgson	NCSHP Technical Services Unit	NCSHP-VIPER
Stuart Scott	NC Forest Service	Forestry Service
Bill Carter	Wendell Police Dept.	NC Assoc. of Chiefs of Police
Jonathan Olson	Wake County EMS	NC Assoc. of Rescue and EMS
Matthew McMahon	Vidant Health-EHPC	Eastern DPRs
Michael Montague	NCEM	NCEM
Bryan Lyczkowski	Moore County Emergency Services	Central DPRs
Dale Sutphin	NC OEMS	NC OEMS
CW2 Kristi Lewis	NC Army National Guard	NCNG
Red Grasso	NC FirstTech	NC Broadband Infrastructure Office
Jamie Barrier	Mooreville Fire Rescue	Charlotte UASI (SIEC Chair)
Charles Laird	NC FirstTech	SIEC Vice-Chair
Greg Hauser	NCEM	SIEC Executive Director-SWIC

Appendix 2 – Change Log

The following chart shows changes between versions:

Date	Change(s)	Reason
02Jun2021	Updated programming information for SHP talkgroups	Found an error with the Mutual Aid and Common 2 talkgroup information was switched in prior version
31March2023	Document review-VIPER statistics update	SIEC yearly document review